

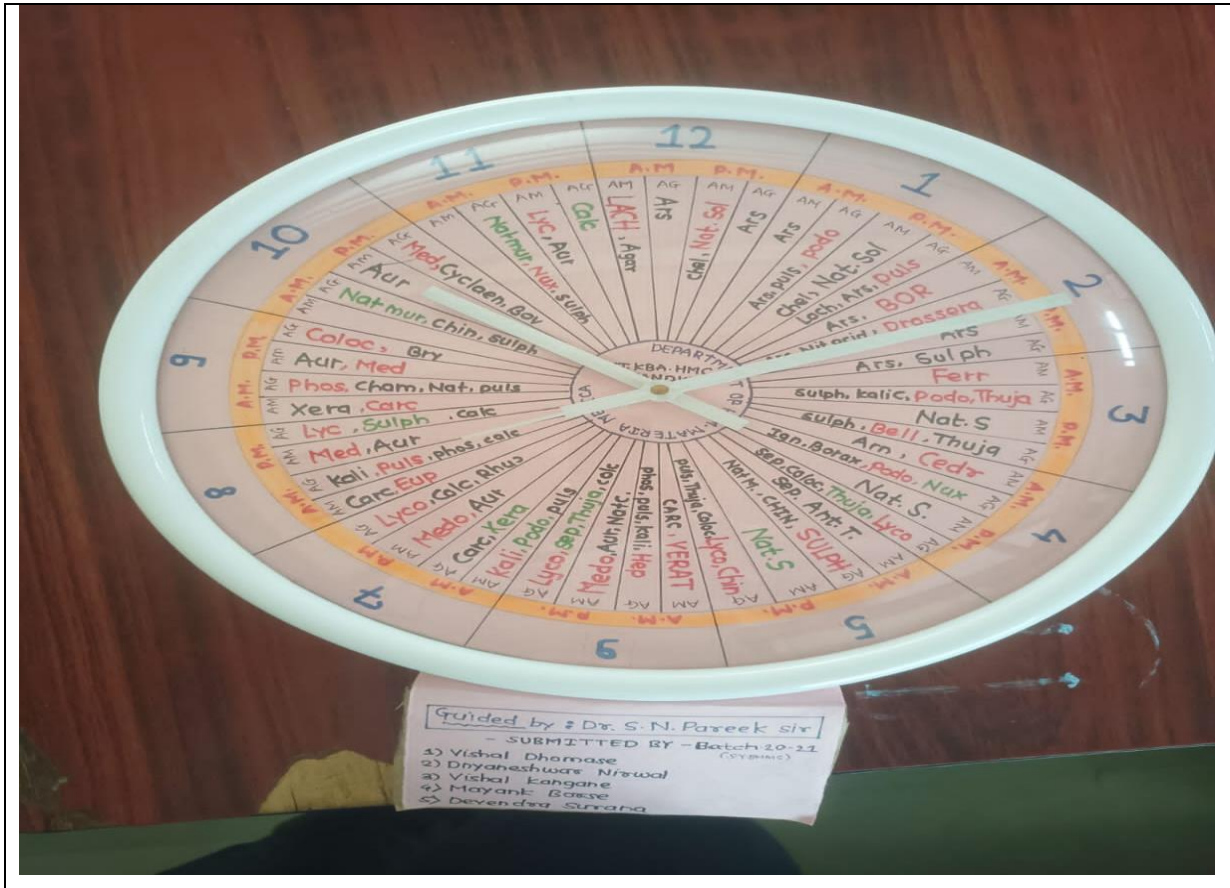


S.N.J.B'S
 Smt. K. B. Abad Homoeopathic Medical
 College,
 Shri R. P. Chordiya Hospital &
 Bhamasha Shri V. D. Mehata, Dev-Vijay P. G.
 Institute of Homoeopathy & Research Centre,
 Neminagar, Chandwad, Dist - Nasik 423101
 (M.S.)




ESTD - 1928

Innovations



Innovations






S.N.J.B'S
Smt. K. B. Abad Homoeopathic Medical
College,
Shri R. P. Chordiya Hospital &
Bhamasha Shri V. D. Mehata, Dev-Vijay P. G.
Institute of Homoeopathy & Research Centre,
Neminagar, Chandwad, Dist - Nasik 423101
(M.S.)



Innovations





S.N.J.B'S
Smt. K. B. Abad Homoeopathic Medical
College,
Shri R. P. Chordiya Hospital &
Bhamasha Shri V. D. Mehata, Dev-Vijay P. G.
Institute of Homoeopathy & Research Centre,
Neminagar, Chandwad, Dist - Nasik 423101
(M.S.)



ESTD - 1928

Innovations



Innovations

VARICO-CITY

Definition: It is when a vein becomes Dilated [Elongated & tortuous]

Aetiology & Pre-disposing factors:

- a) Primary = Primary aetiology
- b) Secondary = Venous obstruction
- c) Congenital

↓

Due to various Etiology & Risk factors

↓

Enlargement of vein in leg

↓

Stretching of valves & it becomes incompetent

↓

Back flow of blood

↓

Increased back pressure Cell muscle pump fails

↓

Venous distention & Oedema

Dept. of Surgery

Roll no

01. Ajmera Rutuja
02. Andure Tanusha
03. Ansari Asra
04. Ansari Md. Amaan
05. Ansari Namra
06. Ansari Saema
07. Ansari Sowabha
08. Ansari Yasra
09. Ansari Zarnab
10. Eggha Disha
11. Banthiya Dharaashree

Guided by Dr. Karanchoi Mure



Deep Perforating to Superficial vein




Made reconnection - Deep System related - incompetent at perforating vein

Pratt's test



- Swore
- Discomfort
- Throbbing pain
- Aching sensation
- End of the day
- Cramping
- Itching
- Muscle cramps
- Dilated tortuous vein
- Pigmentation
- Ankle swelling
- Eczema
- Venous Ulceration








(a) Normal vein



(b)

- Pregnancy
- Multiple Birth Female
- Obesity
- Increased progesterone
- Prolonged standing
- Prolonged sitting
- Chronic cough
- Alcohol
- High heel shoes

Innovations

BELLS Palsy

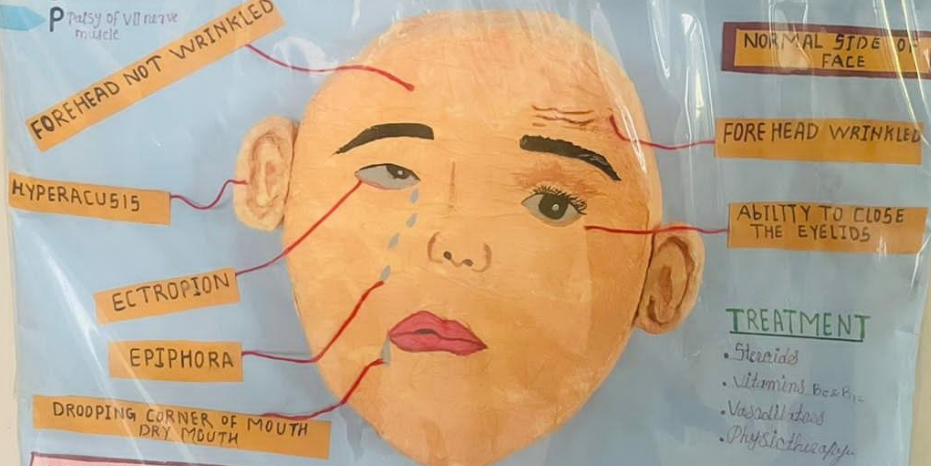
WHAT IS BELLS Palsy?

- * BELLS Palsy, ALSO CALLED FACIAL Palsy OR IDIOPATHIC FACIAL PARALYSIS
- * IS THE MOST COMMON CAUSE OF SUDDEN, UNILATERAL PARALYSIS OF YOUR FACIAL MUSCLES WHICH MAKES HALF OF YOUR FACE APPEAR TO DROOP.

*** mnemonic ***

Blink reflex abnormal
Earache
Lacrimation
Loss of taste
Sudden onset
Palsy of VII nerve muscle


BELLS Palsy FACE




TREATMENT

- Steroids
- Vitamins B₁₂
- Vasodilators
- Physiotherapy

HOMOEOPATHIC REMEDY



ACONITUM NApELLUS



GELSEMIUM

- Dulcamara
- Nux Vomica
- Argemone nitescens
- Causticum
- Cuscuta mat.

Subjected by: **TAMANNA BANO SK HAROON**
 Under guidance of: **Dr. KANCHAN MAM**
 Class: **IIIrd BHMS**
 Batch: **[C]**
 Roll No: **88**
 College: **SMT. K.B. ABAD HOMOEOPATHIC MEDICAL COLLEGE**