

Shri Neminath Jain Brahmacharyashram's (Jain Gurukul)

**SMT. K. B. ABAD HOMOEOPATHIC MEDICAL COLLEGE
SHRI. R. P. CHORDIYA HOSPITAL AND
BHAMASHAH SHRI. V. D. MEHTA, DEV-VIJAY
P. G. INSTITUTE OF HOMOEOPATHY & RESEARCH CENTRE**



ESTD - 1928

SNJB

NEMINAGAR, CHANDWAD-423101 DIST.: NASIK (M.S.)

* Tel. (02556) 252544

* FAX (02556) 253262

* E-mail : kbahmc_nsk@rediffmail.com * Visit us at http : // www.snjb.org

Recognised by Ministry of AYUSH & C.C.H., New Delhi & Affiliated to MUHS, Nashik

An ISO 9001 : 2008 Certified Institute

Jain Minority Institute

Prof. Dr. A. O. DAHAD

Accredited at B grade by NAAC

Principal

ACADEMIC YEAR 2023-24

Academic Activities/Webinar/Workshop/CME/Activities in last One Year i.e.
from June 2022 to July 2023

DEPARTMENT OF HUMAN ANATOMY

Academic Planner / Advance Teaching Plan

SR. NO.	MONTH	NAME OF THE TOPIC	NO.OF LECTURE REQUIRED	TEACHING METHOD	TERM
		Introduction to General Anatomy.		Chalk Board method,	I
1)		Modern concept of cells	02	(blackboard)\	
2)		Basic tissues	02	lecture),	
		GENETICS	06	SAQ ,MCQ,	
3)	February	1)DNA &RNA 2) Chrosomosomes 3) Genes 4) Inheritances 5) Genetic Basis of diseases & integration with Homoeopathic concept of miasmatic influence		seminar , Tutorials, , PPT	
4)	March	<i>Basics of General Anatomy.</i> 1.Defintion & subdivision 2History 3Terms of position &movement 4Skin , Fascia 5Muscles 6Bones 7Joints 8 Blood vessels 9 Lymphatic system 10 Nerves 11 Glands – Types & Classification	1 1 2 2 2 2 2 2 2 2 2		
5)	March	REVISION	02 TOTAL HOURS 32		
7)	Mar/ April	EMBRYOLOGY 1 Introduction	1		

PRINCIPAL

SNJB's Smt. K. B. Abad Homoeopathic
Medical College & Shri R. P. Chordiya
Hospital & Bhamashah Shri V. D. Mehata Dev-Vijay
P. G. Institute of - Homoeopathy & Research
Centre, Chandwad, Dist. Nashik

Shri Neminath Jain Brahmacharyashram's (Jain Gurukul)

**SMT. K. B. ABAD HOMOEOPATHIC MEDICAL COLLEGE
SHRI. R. P. CHORDIYA HOSPITAL AND
BHAMASHAH SHRI. V. D. MEHTA, DEV-VIJAY
P. G. INSTITUTE OF HOMOEOPATHY & RESEARCH CENTRE**



NEMINAGAR, CHANDWAD-423101 DIST.: NASIK (M.S.)

* Tel. (02556) 252544

* FAX (02556) 253282

* E-mail : kbahmc_nsk@rediffmail.com * Visit us at http : // www.snjb.org

Recognised by Ministry of AYUSH & C.C.H., New Delhi & Affiliated to MUHS, Nashik

An ISO 9001 : 2008 Certified Institute

Jain Minority Institute

Prof. Dr. A. O. DAHAD

Accredited at B grade by NAAC

Principal

SR. NO.	MONTH	NAME OF THE TOPIC	NO. OF LECTURE REQUIRED	TEACHING METHOD	TERM
		2Spermatogenesis 3 Oogenesis 4 Fertilisation 5 Cleavage & Implantation 6 Bilaminar Germ Disc Formation 7Gastrolation - Germ Layer & Derivatives 8 Intraembryonic mesoderm Derivatives - Somites ; 9 Ossification 10 Notochord 11Folding of the embryonic ; formation of primitive gut 12 Placenta 13 Revision	1 1 1 2 2 3 3 1 1 1 1 2 1 2 Total hours 20		
8)	April / May	HISTOLOGY 1Introduction 2Epithelial tissue 3 Connective tissue 4Cartilage 5 Bone 6Muscle 7Nervous Tissue 8 Skin 9 Lymphoid Organ 10 Blood vessels 11 Glands 12 Revision	1 2 2 1 1 2 1 2 2 2 2 2 2 Total hours 20		
9)	June / July	UPPER EXTREMITY 1Introduction 2)Pectoral region & Axilla 3)Mammary Gland 4) Brachial plexus	1 2 2 2		

(Signature)

PRINCIPAL

Smt.K.B. Abad Homoeopathic Medical
College, Shri. R.P. Chordiya Hospital &
Bhamashah Shri. V.D. Mehta, Dev-Vijay
P.G. Institute Of Hom. & Research
Centre, Chandwad, Dist Nashik

Shri Neminath Jain Brahmacharyashram's (Jain Gurukul)

**SMT. K. B. ABAD HOMOEOPATHIC MEDICAL COLLEGE
SHRI. R. P. CHORDIYA HOSPITAL AND
BHAMASHAH SHRI. V. D. MEHTA, DEV-VIJAY
P. G. INSTITUTE OF HOMOEOPATHY & RESEARCH CENTRE**



SNJB

NEMINAGAR, CHANDWAD-423101 DIST.: NASIK (M.S.)

* Tel. (02556) 252544 * FAX (02556) 253282
* E-mail : kbahmc_nsk@rediffmail.com * Visit us at http : // www.anjb.org

Recognised by Ministry of AYUSH & C.C.H., New Delhi & Affiliated to MUHS, Nashik

An ISO 9001 : 2008 Certified Institute

Jain Minority Institute

Prof. Dr. A. O. DAHAD

Accredited at B grade by NAAC

Principal

SR. NO.	MONTH	NAME OF THE TOPIC	NO.OF LECTURE REQUIRED	TEACHING METHOD	TERM
		5) Axillary artery	1		
		6) Back & intermuscular Spaces around Scapula	2		
		7) Shoulder joint	1		
		8) Musculocutaneous & Axillary Nerve	2		
		9) Arm & cubital foss, Brachial artery	2		
		10) Forearm; Muscles, Nerves, & Blood vesseis (Superficial deep flexors & Extensors)	4		
		11) Radial artery			
		12) Ulnar Artery			
		13) Median Neerve	1		
		14) Ulnar nerve	1		
		15) Radial Nerve	2		
		16) Elbow joint & Radioulnar articulation s	1		
		17) Wrist joint S	2		
		18) Flexor & Extensor retinacula	2		
		19) Palmer opponeurosis & spaces in Palmer spaces	1		
		20) Veinous Drainage of Upper extremity	2		
		21) Revision	1		
			2		
			2		
			Total hours		
			35		
10)	AUG	THORAX			TERM II
		1)Intoduction	1		
		2)Trachea	1		
		3)Pleura	1		
		4)Lungs	3		
		5) Mediastinum	2		
		6) Pericardium & Heart	4		
		7) Blood supply of Heart	2		
		8) Superior Mediastinum ; Arch of Aorta	1		
		9)Superior Mediastinum ;SVC	1		
		10) IVC	1		

(Signature)

PRINCIPAL

Smt.K.B. Abad Homoeopathic Medical College, Shri. R.P. Chordiya Hospital & Bhamashah Shri. V.D. Mehta, Dev-Vijay P.G. Institute Of Hom. & Research Centre, Chandwad, Dist Nashik

Shri Neminath Jain Brahmacharyashram's (Jain Gurukul)

**SMT. K. B. ABAD HOMOEOPATHIC MEDICAL COLLEGE
SHRI. R. P. CHORDIYA HOSPITAL AND
BHAMASHAH SHRI. V. D. MEHTA, DEV-VIJAY
P. G. INSTITUTE OF HOMOEOPATHY & RESEARCH CENTRE**



SNJB

NEMINAGAR, CHANDWAD-423101 DIST.: NASIK (M.S.)

* Tel. (02556) 252544

* FAX (02556) 253282

* E-mail : kbahmc_nak@rediffmail.com * Visit us at http :// www.snjb.org

Recognised by Ministry of AYUSH & C.C.H., New Delhi & Affiliated to MUHS, Nashik

An ISO 9001 : 2008 Certified Institute

Jain Minority Institute

Prof. Dr. A. O. DAHAD

Accredited at B grade by NAAC

Principal

SR. NO.	MONTH	NAME OF THE TOPIC	NO. OF LECTURE REQUIRED	TEACHING METHOD	TERM
		24) Ear ; EAC & Middle ear, Inner ear	2		
		25) Eustachian Tube	1		
		26) Eye Ball	2		
		27) Common & ICA	1		
		28) ECA	2		
		29) Vertebral artery	1		
		30) Internal Jugular Vein	1		
		31) Systemic histology; Thyroid gland, Pituitary gland & Tongue	3		
		32) Sys embryo; Pharyngeal arches; Derivatives	1		
		33) Revision	3		
			Total hours 50		
12	October / November	CENTRAL NERVOUS SYSTEM: BRAIN			
		1) INTRODUCTION	1		
		2) MENINGES & CSF	1		
		3) Spinal cord	1		
		4) Medulla oblongata	1		
		5) Pons	1		
		6) Cerebellum	1		
		7) Fourth ventricle	1		
		8) Mid brain	1		
		9) Diencephalon : Thalamus & Hypothalamus	2		
		10) Third Ventricle	1		
		11) lateral ventricle	1		
		12) Cerebrum: external features	2		
		13) Functional area of cerebral cortex	1		
		14) Basal ganglia	1		
		15) White matter of cerebrum : corpus callosum & internal capsule	2		
		16) Blood supply of brain	2		
		17) Cranial Nerves	6		
		18) Systemic Embryology: Development of Brain	2		
		19) Revision	2		
		TOTAL HOURS	30		

(Signature)
PRINCIPAL

Smt.K.B. Abad Homoeopathic Medical College, Shri. R.P. Chordiya Hospital & Bhamashah Shri. V.D. Mehta, Dev-Vijay P.G. Institute Of Hom. & Research Centre, Chandwad, Dist Nashik

Shri Neminath Jain Brahmacharyashram's (Jain Gurukul)

**SMT. K. B. ABAD HOMOEOPATHIC MEDICAL COLLEGE
SHRI. R. P. CHORDIYA HOSPITAL AND
BHAMASHAH SHRI. V. D. MEHTA, DEV-VIJAY
P. G. INSTITUTE OF HOMOEOPATHY & RESEARCH CENTRE**



SNJB

NEMINAGAR, CHANDWAD-423101 DIST.: NASIK (M.S.)

* Tel. (02556) 252544

* FAX (02556) 253262

* E-mail : kbahmc_nsk@rediffmail.com * Visit us at http : // www.snjb.org

Recognised by Ministry of AYUSH & C.C.H., New Delhi & Affiliated to MUHS, Nashik

An ISO 9001 : 2008 Certified Institute

Jain Minority Institute

Prof. Dr. A. O. DAHAD

Accredited at B grade by NAAC

Principal

SR. NO.	MONTH	NAME OF THE TOPIC	NO. OF LECTURE REQUIRED	TEACHING METHOD	TERM
13	Dec/ jan	LOWER EXTREMITY			THIRD TERM
		1) Introduction	1		
		2) Lumbar plexus & femoral nerve	2		
		3) Front of thigh	2		
		4) Femoral triangle & femoral artery	2		
		5) Medial compartment of thigh & obturator nerve	2		
		6) Gluteal region	2		
		7) Sacral plexus & sciatic nerve, tibial & common peroneal nerves	4		
		8) Back of thigh, popliteal fossa	2		
		9) Hip joint	2		
		10) Front of leg & dorsum of foot : Anterior tibial artery, deep peroneal nerve	4		
		11) Back of leg: Tibial nerve & posterior tibial artery	3		
		12) side of leg : Superficial peroneal nerve	2		
		13) Retinacula around the ankle	1		
		14) Sole of foot	2		
		15) knee joint	2		
		16) Ankle joint	1		
		17) Arches of foot	2		
		18) Venous drainage of lower extremity	2		
19) revision	2				
		TOTAL HOURS	40		
14	Feb/ Mar Apr	ABDOMEN, PELVIS & PERINEUM			
		1) Introduction	1		
		2) Anterior abdominal wall	2		
		3) Peritoneum	2		
		4) Stomach	2		
		5) Liver	2		
		6) Gall bladder & Extra hepatic biliary apparatus	2		
		7) Spleen	1		
		8) Duodenum	1		
		9) Pancreas	2		
10) Jejunum & ileum, Superior mesenteric artery	2				

(Signature)
PRINCIPAL

Smt. K. B. Abad Homoeopathic Medical College, Shri. R. P. Chordiya Hospital & Bhamashah Shri. V. D. Mehta, Dev-Vijay P. G. Institute Of Hom. & Research Centre, Chandwad, Dist Nashik

Shri Neminath Jain Brahmacharyashram's (Jain Gurukul)

**SMT. K. B. ABAD HOMOEOPATHIC MEDICAL COLLEGE
SHRI. R. P. CHORDIYA HOSPITAL AND
BHAMASHAH SHRI. V. D. MEHTA, DEV-VIJAY
P. G. INSTITUTE OF HOMOEOPATHY & RESEARCH CENTRE**



SNJB

NEMINAGAR, CHANDWAD-423101 DIST.: NASIK (M.S.)

* Tel. (02556) 252544

* FAX (02556) 253282

* E-mail : kbahmc_nsk@rediffmail.com * Visit us at http : // www.snjb.org

Recognised by Ministry of AYUSH & C.C.H., New Delhi & Affiliated to MUHS, Nashik

An ISO 9001 : 2008 Certified Institute

Jain Minority Institute

Prof. Dr. A. O. DAHAD

Accredited at B grade by NAAC

Principal

SR. NO.	MONTH	NAME OF THE TOPIC	NO.OF LECTURE REQUIRED	TEACHING METHOD	TERM
		11) Caecum with appendix	2		
		12) large intestine	2		
		13) Portal venous system	2		
		14) Kidney	2		
		15) Supra renal glands	1		
		16) Abdominal aorta	1		
		17) Posterior abdominal wall	1		
		18) Urinary bladder	2		
		19) Ureter	1		
		20) Prostate gland	2		
		21) Ovary	1		
		22) Uterus	2		
		23) Fallopian tube	1		
		24) Scrotum & testis	2		
		25) Vas deferens	1		
		26) Rectum	1		
		27) Anal canal	1		
		28) Walls of pelvis including pelvic diaphragm	2		
		29) Perineum: Superficial & deep perineal pouches	3		
		30) Ischioanal fossa	1		
		31) Systemic embryology : Development of digestive system	4		
		32) Development of urogenital organ	2		
		33) Systemic histology: Digestive system	4		
		34) Histology: Urinary system & suprarenal gland	2		
		35) Histology: Male reproductive system	2		
		36) Histology: Female reproductive system	2		
		Revision	6		
		TOTAL HOURS	70		

PRINCIPAL

SNJB's Smt. K. B. Abad Homoeopathic
Medical College & Shri R. P. Chordiya
Hospital & Bhamashah Shri V. D. Mehta Dev-Vijay
P. G. Institute of - Homoeopathy & Research
Centre, Chandwad, Dist. Nashik

Shri Neminath Jain Brahmacharyashram's (Jain Gurukul)

**SMT. K. B. ABAD HOMOEOPATHIC MEDICAL COLLEGE
SHRI. R. P. CHORDIYA HOSPITAL AND
BHAMASHAH SHRI. V. D. MEHTA, DEV-VIJAY
P. G. INSTITUTE OF HOMOEOPATHY & RESEARCH CENTRE**



SNJB

NEMINAGAR, CHANDWAD-423101 DIST.: NASIK (M.S.)

* Tel. (02556) 252544 * FAX (02556) 253282
* E-mail : kbahmc_nsk@rediffmail.com * Visit us at http : // www.snjb.org

Recognised by Ministry of AYUSH & C.C.H., New Delhi & Affiliated to MUHS, Nashik

An ISO 9001 : 2008 Certified Institute

Jain Minority Institute

Prof. Dr. A. O. DAHAD

Accredited at B grade by NAAC

Principal

SR. NO.	MONTH	NAME OF THE TOPIC	NO.OF LECTURE REQUIRED	TEACHING METHOD	TERM
1		PRACTICAL	325		FIRST TERM
		GENERAL HISTOLOGY			
		EPITHELIAL tissue: simple & stratified	4		
		Connective tissue: loose/ areolar & adipose tissue	2		
		CT: Cartilage	2		
		CT: Compact bone (L. S , T S) & Spongy bone	2		
		Muscle tissue : Skeleton (L.S.,T.S,) smooth & cardiac	2		
		NERVOUS TISSUE: Peripheral nerve(T.S.) & NERVE FIBRE (L.S.)	2		
		Skin: thick & thin	2		
		Lymphoid organ: Lymph node,spleen,thymus & tonsil	4		
		Blood vessels	2		
		Glands: SEROUS,MUCOUS & MIXED	2		
		TOTAL HOURS	24		
		2			
INTRODUCTION	2				
OSTEOLOGY					
Clavicle	2				
Scapula	2				
Humerus	2				
Radius	2				
Ulna	2				
Articulated hand	2				
Surface marking in upper extremity	2				
DISSECTION					
Pectoral Region	2				
Axilla	2				
Back & shoulder	2				
Arm: Front & cubital fossa & back of the arm	2				
Front of fore arm & palm of the hand	4				
Back of fore arm dorsum of hand	2				
Joints of upper extremity	2				

A. O. Dahad
PRINCIPAL

Smt.K.B. Abad Homoeopathic Medical College, Shri. R.P. Chordiya Hospital & Bhamashah Shri. V.D. Mehta, Dev-Vijay P.G. Institute Of Hom. & Research Centre, Chandwad, Dist Nashik

Shri Neminath Jain Brahmacharyashram's (Jain Gurukul)

**SMT. K. B. ABAD HOMOEOPATHIC MEDICAL COLLEGE
SHRI. R. P. CHORDIYA HOSPITAL AND
BHAMASHAH SHRI. V. D. MEHTA, DEV-VIJAY
P. G. INSTITUTE OF HOMOEOPATHY & RESEARCH CENTRE**



SNJB

NEMINAGAR, CHANDWAD-423101 DIST.: NASIK (M.S.)

* Tel. (02556) 252544

* FAX (02556) 253282

* E-mail : kbahmc_nsk@rediffmail.com * Visit us at http : // www.snjb.org

Recognised by Ministry of AYUSH & C.C.H., New Delhi & Affiliated to MUHS, Nashik

An ISO 9001 : 2008 Certified Institute

Jain Minority Institute

Prof. Dr. A. O. DAHAD

Accredited at B grade by NAAC

Principal

SR. NO.	MONTH	NAME OF THE TOPIC	NO.OF LECTURE REQUIRED	TEACHING METHOD	TERM
		Radiology of Upper extremity	2		
		Total Hours	34		
		HEAD, NECK & FACE			II term
		1) Introduction	2		
		OSTEOLOGY			
		2) Skull	6		
		3) Mandible	2		
		4) Hyoid bone	2		
		5) Cervical vertebrae Typical & Atypical	2		
		6) Surface marking in HNF	2		
		DISSECTION			
		7) Scalp	2		
		8) Face	2		
		9) Posterior triangle of Neck	2		
		10) Anterior triangle of Neck	2		
		11) Back of Neck	2		
		12) Cranial cavity & Contents of Vertebral canal	4		
3		13) Deep Dissection of Neck	2		
		14) Orbit and eyeball	2		
		15) Ear	2		
		16) Carotid region	2		
		17) Temporal & infratemporal region	2		
		18) Submandibular region	2		
		19) Mouth, Tongue & Pharynx	2		
		20) Nose & Larynx	2		
		21) Temporomandibular joint & Joints of Neck	2		
		22) Radiological Anatomy of HNF	2		
		SYSTEMIC HISTOLOGY			
		23) Thyroid gland (Including Parathyroid)	2		
		24) Pituitary Gland	2		
		25) REVISION	2		
		Total Hours 56			

(Signature)

PRINCIPAL

Smt.K.B. Abad Homoeopathic Medical College, Shri. R.P. Chordiya Hospital & Bhamashah Shri. V.D. Mehta, Dev-Vijay P.G. Institute Of Hom. & Research Centre, Chandwad, Dist Nashik

Shri Neminath Jain Brahmacharyashram's (Jain Gurukul)

**SMT. K. B. ABAD HOMOEOPATHIC MEDICAL COLLEGE
SHRI. R. P. CHORDIYA HOSPITAL AND
BHAMASHAH SHRI. V. D. MEHTA, DEV-VIJAY
P. G. INSTITUTE OF HOMOEOPATHY & RESEARCH CENTRE**



SNJB

NEMINAGAR, CHANDWAD-423101 DIST.: NASIK (M.S.)

* Tel. (02556) 252544 * FAX (02556) 253282

* E-mail : kbahmc_nsk@rediffmail.com * Visit us at http : // www.snjb.org

Recognised by Ministry of AYUSH & C.C.H., New Delhi & Affiliated to MUHS, Nashik

An ISO 9001 : 2008 Certified Institute

Jain Minority Institute

Prof. Dr. A. O. DAHAD

Accredited at B grade by NAAC

Principal

SR. NO.	MONTH	NAME OF THE TOPIC	NO.OF LECTURE REQUIRED	TEACHING METHOD	TERM
4		CENTRAL NERVOUS SYSTEM			II term
		1) Introduction	2		
		DEMONSTRATION			
		2) Parts of the brain	4		
		3) Spinal Cord	2		
		4) Ventricles (Model)	2		
		5) Radiology of Brain	2		
		SYSTEMIC HISTOLOGY			
		6) Nervous tissue : Cerebrum & cerebellum	2		
		7) REVISION	2		
Total Hours 16					
5		THORAX			
		1) Introduction	2		
		OSTEOLOGY			
		2) Sternum ,Ribs Typical & Atypical	2		
		3) Thoracic Vertebra Typical & Atypical	2		
		SURFACE MARKING	4		
		Dissection			
		4) Anterior Thoracic wall, Intercostal space & contents	2		
		5) Pleura & Lungs	4		
		6) Contents of superior Mediastinum & Pericardium	2		
		7) Heart External Feature	2		
		8) Inferior of Heart with valves of Heart	2		
		9) Contents of posterior Mediastinum	2		
		10) Radiological anatomy	2		
SYSTEMIC HISTOLOGY					
11) Trachea & Lung	2				
12) Revision					
Total Hours 30					
6		LOWER LIMB			
		1) Introduction	2		
		Osteology			
		2) Hip Bone	2		
		3) Femur & patella	2		

Principals
PRINCIPAL

Smt.K.B. Abad Homoeopathic Medical College, Shri. R.P. Chordiya Hospital & Bhamashah Shri. V.D. Mehta, Dev-Vijay P.G. Institute Of Hom. & Research Centre, Chandwad, Dist Nashik

Shri Neminath Jain Brahmacharyashram's (Jain Gurukul)

**SMT. K. B. ABAD HOMOEOPATHIC MEDICAL COLLEGE
SHRI. R. P. CHORDIYA HOSPITAL AND
BHAMASHAH SHRI. V. D. MEHTA, DEV-VIJAY
P. G. INSTITUTE OF HOMOEOPATHY & RESEARCH CENTRE**



SNJB

NEMINAGAR, CHANDWAD-423101 DIST.: NASIK (M.S.)

* Tel. (02556) 252544

* FAX (02556) 253282

* E-mail : kbahmc_nsk@rediffmail.com * Visit us at http : // www.snjb.org

Recognised by Ministry of AYUSH & C.C.H., New Delhi & Affiliated to MUHS, Nashik

An ISO 9001 : 2008 Certified Institute

Jain Minority Institute

Prof. Dr. A. O. DAHAD

Accredited at B grade by NAAC

Principal

SR. NO.	MONTH	NAME OF THE TOPIC	NO.OF LECTURE REQUIRED	TEACHING METHOD	TERM
		4) Tibia	2		
		5) Fibula	2		
		6) Articulated foot	2		
		7) Surface marking	2		
		DISSECTION			
		8) Front of Thigh	4		
		9) Medial side of the thigh	2		
		10) Gluteal region	2		
		11) Back of the thigh & Popliteal fossa	2		
		12) Front of the leg & Dorsum of foot	2		
		13) Leg ; Medial, Lateral & Back of leg	4		
		14) Sole of foot	4		
		15) Joints of the lower extremity	2		
		16) Radiology Lower extremity	2		
		17) Revision	2		
		Total Hours	40		
		ABDOMEN & PELVIS			
		1) Introduction	2		
		2) Osteology			
		3) Lumbar Vertebra	2		
		4) Sacrum & Joints	2		
		5) Articulated pelvis : Male & Female	2		
		6) Surface marking	4		
		DISSECTION			
		7) Anterior abdominal wall	2		
		8) External Genitalia of the male	2		
7		9) Abdominal cavity: Positions & Relation of Viscera , Peritoneum, Greater & Lesser Sac	2		
		10) Stomach & Spleen	2		
		11) Small Intestine (Jejunum & Ileum) & Large intestine	2		
		12) Duodenum & Pancreas	2		
		13) Liver , Gall Bladder & Blood vessels of digestive system	2		
		14) Kidney & Supra renal Gland	2		
		15) Posterior abdominal wall & diaphragm	2		

A. O. Dahad
PRINCIPAL

Smt.K.B. Abad Homoeopathic Medical College, Shri. R.P. Chordiya Hospital & Bhamashah Shri. V.D. Mehta, Dev-Vijay P.G. Institute Of Hom. & Research Centre, Chandwad, Dist Nashik

Shri Neminath Jain Brahmacharyashram's (Jain Gurukul)

**SMT. K. B. ABAD HOMOEOPATHIC MEDICAL COLLEGE
SHRI. R. P. CHORDIYA HOSPITAL AND
BHAMASHAH SHRI. V. D. MEHTA, DEV-VIJAY
P. G. INSTITUTE OF HOMOEOPATHY & RESEARCH CENTRE**



SNJB

NEMINAGAR, CHANDWAD-423101 DIST.: NASIK (M.S.)

* Tel. (02558) 252544

* FAX (02558) 253282

* E-mail : kbahmc_nsk@rediffmail.com * Visit us at http : // www.snjb.org

Recognised by Ministry of AYUSH & C.C.H., New Delhi & Affiliated to MUHS, Nashik

An ISO 9001 : 2008 Certified Institute

Jain Minority Institute

Prof. Dr. A. O. DAHAD

Accredited at B grade by NAAC

Principal

SR. NO.	MONTH	NAME OF THE TOPIC	NO.OF LECTURE REQUIRED	TEACHING METHOD	TERM
		16) Walls of the pelvis & Pelvic cavity : Position & relation of viscera , Perineum	2		
		17) Urinary bladder , Urethra & Prostate	2		
		18) Ovary , Uertus , Fallopian Tubes, Vagina	2		
		19) Sigmoid colon , Rectum & Anal canal	2		
		20) Radiological anatomy	2		
		SYSTEMIC HISTOLOGY			
		21) Digestive system ; Basic structure of GIT	2		
		22) Digestive system; Liver & Gall Bladder , Pancreas	2		
		23) Urinary system; Kidney , Ureter, & Supra renal Gland	2		
		24) Mle Reproductive system ; Tastes & Prostate	2		
		25) Female reproductive system ; Ovary & Uterus	2		
		Total Hours 50			
		TOTAL PRACTICAL HOURS 250	250 Hrs		
		Non Lecture teaching learning Methods	Time allotted per activity		
1		Seminar / workshop	10		
2		Group discussions	10		
3		Problem Baseedd learning	10		
4		Integrated Teaching	15		
5		Case Based Lerning	10		
6		Self Directed Learning	15		
7		Tutorials, Assignments & Projects.	10		
		SUB TOTAL 80			
		Practical 250	330		

Abd.

Abd.
PRINCIPAL

SNJB's Smt. K. B. Abad Homoeopathic
Medical College & Shri R. P. Chordiya
Hospital & Bhamashah Shri V. D. Mehata Dev-Vijay
P. G. Institute of - Homoeopathy & Research
Centre, Chandwad, Dist. Nashik

Shri Neminath Jain Brahmacharyashram's (Jain Gurukul)

**SMT. K. B. ABAD HOMOEOPATHIC MEDICAL COLLEGE
SHRI. R. P. CHORDIYA HOSPITAL AND
BHAMASHAH SHRI. V. D. MEHTA, DEV-VIJAY
P. G. INSTITUTE OF HOMOEOPATHY & RESEARCH CENTRE**



NEMINAGAR, CHANDWAD-423101 DIST.: NASIK (M.S.)

* Tel. (02556) 252544

* FAX (02556) 253282

* E-mail : kbahmc_nsk@rediffmail.com * Visit us at http : // www.snjb.org

Recognised by Ministry of AYUSH & C.C.H., New Delhi & Affiliated to MUHS, Nashik

An ISO 9001 : 2008 Certified Institute

Jain Minority Institute

Prof. Dr. A. O. DAHAD

Accredited at B grade by NAAC

Principal

Academic details from June 2022 to July 2023

Sr. No.	Details	Total Number in Hours
1.	Lecture	292
2.	Symposium	--
3.	Practical / Clinics	200
4.	Inter-Departmental Seminar	--
5.	Seminar	07
6.	Case Presentation	NA
7.	Journal Club	--
8.	Tutorials	06

Details of Lecture & Practical/Clinics

Sr. No.	Name of the Teacher	Designation	Lecturer in Hours	Practical / Clinics in Hours	Total
1.	Dr. V. V. Ghodake	Professor	150	100	250
2.	Dr. M. R. Kshirsagar	Guest Reader	--	25	25
3.	Dr. A. N. Brahmne	Asstt. Prof.	142	110	152

PRINCIPAL

SNJB's Smt. K. B. Abad Homoeopathic
Medical College & Shri R. P. Chordiya
Hospital & Bhamashah Shri V. D. Mehta Dev-Vijay
P. G. Institute of Homoeopathy & Research
Centre, Chandwad, Dist. Nashik

Shri Nemnath Jain Brahmacharyashram's (Jain Gurukul)

**SMT. K. B. ABAD HOMOEOPATHIC MEDICAL COLLEGE
SHRI. R. P. CHORDIYA HOSPITAL AND
BHAMASHAH SHRI. V. D. MEHTA, DEV-VIJAY
P. G. INSTITUTE OF HOMOEOPATHY & RESEARCH CENTRE**



NEMINAGAR, CHANDWAD-423101 DIST.: NASIK (M.S.)

* Tel. (02556) 252544 * FAX (02556) 253282
* E-mail : kbahmc_nak@rediffmail.com * Visit us at http : // www.snjb.org

Recognised by Ministry of AYUSH & C.C.H., New Delhi & Affiliated to MUHS, Nashik

An ISO 9001 : 2008 Certified Institute

Jain Minority Institute

Prof. Dr. A. O. DAHAD

Accredited at B grade by NAAC

Principal

List of Seminar

Sr. No.	Date of Seminar	Topic	Conducted by
1.	19-07-2022	Mammary Gland Brachial plexus	Dr. V. V. Ghodake
2.	03-10-2022	Parotid	Dr. V. V. Ghodake
3.	05-06-2023	Humerus	Dr. V. V. Ghodake
4.	15-06-2023	Scapula	Dr. V. V. Ghodake
5.	15-10-2023	Scalp	Dr. V. V. Ghodake
6.	04-11-2023	Mediastinum	Dr. V. V. Ghodake

List of Tutorial

Sr. No.	Date of Tutorial	Topic	Conducted by
1.	17-06-2022	Humerus	Dr. V. V. Ghodake
2.	21-07-2022	Carpal bone	Dr. V. V. Ghodake
3.	16-11-2022	Parotid Gland	Dr. V. V. Ghodake
4.	05-05-2023	Embryology – Gastrulation, Notochord	Dr. V. V. Ghodake
5.	06-06-2023	Gastrulation, Notochord	Dr. V. V. Ghodake
6.	07-06-2023	Gastrulation, Notochord	Dr. V. V. Ghodake

INFRASTRUCTURE AVAILABLE

S. No.	Particulars	Built up area available in Sq. M. for 100 student's intake	REMARK
5(a)	Anatomy Department Room	134.67	
	well ventilated dissection hall with wash basin,	65.25	
	Storage for cadaver	9.47	
	Museum	50.92	
	Space/Room facility of histology demonstration	Available	


PRINCIPAL

SNJB's Smt. K. B. Abad Homoeopathic
Medical College & Shri R. P. Chordiya
Hospital & Bhamashah Shri V. D. Mehta Dev-Vijay
P. G. Institute of Homoeopathy & Research
Centre, Chandwad, Dist. Nashik

Shri Neminath Jain Brahmacharyashram's (Jain Gurukul)

**SMT. K. B. ABAD HOMOEOPATHIC MEDICAL COLLEGE
SHRI. R. P. CHORDIYA HOSPITAL AND
BHAMASHAH SHRI. V. D. MEHTA, DEV-VIJAY
P. G. INSTITUTE OF HOMOEOPATHY & RESEARCH CENTRE**



SNJB

NEMINAGAR, CHANDWAD-423101 DIST.: NASIK (M.S.)

* Tel. (02556) 252544

* FAX (02556) 253282

* E-mail : kbahmc_nsk@rediffmail.com * Visit us at http : // www.anjb.org

Recognised by Ministry of AYUSH & C.C.H., New Delhi & Affiliated to MUHS, Nashik

An ISO 9001 : 2008 Certified Institute

Jain Minority Institute

Prof. Dr. A. O. DAHAD

Accredited at B grade by NAAC

Principal

List of Equipment as per MSR

Details of items of Equipment etc. available as per Schedule-III of HCC (MSR) Regulations, 2013.




S No	Items	Required	Available in number	
1	1 Dissection Tables with marble tops or stainless steel (6'x1'x2'x3')	04	06	
	2 Dissection set complete	As required	02 Set	
	3 Saw for sectioning body and limbs	01	02	
	4 Storage tanks to hold cadavers	As required	02	
	5 Teaching \materials		CD's &Transparancies	
		Models	As required	53
		Charts	As required	180
		Diagrams	As required	50
		Slides	As required	71
		Soft part Wet	As required	125 Mounted
		Soft Part Dry	As required	210
		Skeleton (Articulated)	As required	02
		Bones (Loose)	As required	02 Set
	Mummified bodies	As required	02	
	Latest diagrams	As required	20	
6	Microscope (Medical)	25	25	
2	Number of additional items		43, Equipments	
3	No. of Cadavers available		03	
4	Whether College covered under the provisions of Anatomy Act.		Yes	


PRINCIPAL

SNJB's Smt. K. B. Abad Homoeopathic
Medical College & Shri R. P. Chordiya
Hospital & Bhamashah Shri V. D. Mehta Dev-Vijay
P. G. Institute of - Homoeopathy & Research
Centre, Chandwad, Dist. Nashik

MAHARASHTRA UNIVERSITY OF HEALTH SCIENCES, NASHIK
DETAIL INFORMATION OF SUBJECTWISE TEACHING STAFF (Approved + Not Approved)
UG Degree / PG Degree /Ph.D.) As on 30/11/2023

Faculty : **Homoeopathy** Subject : **Anatomy** Whether UG/UG+PG : **UG**
 Name of the College : **SNJB's Smt. K. B. Abad Homoeopathic Medical College, Shri. R. P. Chordiya Hospital &Bhamashah Shri. V. D. Mehta, Dev-Vijay P. G. Institute of Homoeopathy & Research Centre, Chandwad, (Nashik)** College Code : **4302** Intake Capacity : **100**

S. N.	Name of the Teaching Staff	Designation	Mobile No.	E-mail. Id	Date of Birth	Whether belongs to Reserved category	Date of Appointment	Teaching Experience				Total Teaching Experience in years of PG	Type of Appointment	University Approval Status (Yes/No)	Details of PG teacher Recognised by MUHS (Yes/No)		Photograph with Signature	
								UG (Yrs)							Temp./Regular / Contractual	Temp / Regular		Letter No. & Date
								Aast. Prof.	Asso. Prof.	Prof.	Total							
1	Dr. V. V. Godeake	Professor	9325112140	shodeake28@gmail.com	31/08/1963	No	03/08/1993	12.07	10.03	07.05	30.3	—	Regular	Yes	—	—		
2	Dr. M. R. Kshirsagar	Guest Reader	9404192214	mahesh290580@gmail.com	29/05/1980	No	01/08/2012	—	—	—	11.05	—	Contractual	NA	—	—		
3	Dr. A. N. Brahme	Assistant Professor	9422788776	abbaby97@rediffmail.com	02/01/1977	SC	01/10/2007	16.2	—	—	16.2	—	Regular	Yes	—	—		

• Note : The College shall submit one hard copy & soft copy (In Excel Format) of the list from academic Online Teacher Database (OTD)


 Signature of Principal with seal
PRINCIPAL

SNJB's Smt. K. B. Abad Homoeopathic
 Medical College & Shri R. P. Chordiya
 Hospital & Bhamashah Shri V. D. Mehta Dev-Vijay
 P. G. Institute of - Homoeopathy & Research
 Centre, Chandwad, Dist. Nashik